



Old McDonald Had A Farm



Practice counting and number identification with the *Old McDonald Clip Card* activity. Cut out each card and laminate for longer use. Students count the number of animals on each card and clip a clothespin over the correct number.

***Activity Tip-** For a self-correcting activity, circle the correct answer on the **back** of each card. After students clip the card, they can flip it over to check their answer!


Counting and number writing practice pages included. Complete them after the clip card activity.



2

1

3



1

2





3



4

2

3



3

4

5



5

6

4



3

6

4



7

6


5




7

9


8




9 10 6




10 9 8



12 11 13




10 14 12




12 13 14




13 14 15




15 16 13



15 17 16




17 18 16



16 19 18



19 20 17




20 19 18

Name _____

Directions: Count the groups of animals and draw a line to the correct number.



3




4



10



7



6




5

Name _____

Directions: Count the groups of animals and draw a line to the correct number.



three




four



ten



seven




six



five

Name _____


Directions: Count the groups of animals and draw a line to the correct number word.



11




18



16



20




12



14

Name _____


Directions: Count the groups of animals and draw a line to the correct number word.



eleven




eighteen



sixteen



twenty



twelve



fourteen

Name _____

Directions: Practice writing numbers 1-10 on the lines.

1	<hr/> <hr/> <hr/>
2	<hr/> <hr/> <hr/>
3	<hr/> <hr/> <hr/>
4	<hr/> <hr/> <hr/>
5	<hr/> <hr/> <hr/>
6	<hr/> <hr/> <hr/>
7	<hr/> <hr/> <hr/>
8	<hr/> <hr/> <hr/>
9	<hr/> <hr/> <hr/>
10	<hr/> <hr/> <hr/>

Name _____

Directions: Practice writing numbers 11-20 on the lines.

11

Handwriting practice lines for the number 11, consisting of a solid top line, a dashed middle line, and a solid bottom line.

12

Handwriting practice lines for the number 12, consisting of a solid top line, a dashed middle line, and a solid bottom line.

13

Handwriting practice lines for the number 13, consisting of a solid top line, a dashed middle line, and a solid bottom line.

14

Handwriting practice lines for the number 14, consisting of a solid top line, a dashed middle line, and a solid bottom line.

15

Handwriting practice lines for the number 15, consisting of a solid top line, a dashed middle line, and a solid bottom line.

16

Handwriting practice lines for the number 16, consisting of a solid top line, a dashed middle line, and a solid bottom line.

17

Handwriting practice lines for the number 17, consisting of a solid top line, a dashed middle line, and a solid bottom line.

18

Handwriting practice lines for the number 18, consisting of a solid top line, a dashed middle line, and a solid bottom line.

19

Handwriting practice lines for the number 19, consisting of a solid top line, a dashed middle line, and a solid bottom line.

20

Handwriting practice lines for the number 20, consisting of a solid top line, a dashed middle line, and a solid bottom line.